



**2018**

**2019-016**

**2019 02**

( )

**3**

2018 12 31

16,498.84

**4**

**5**

**6**

7

8

10

202 393 750

10

1.50

0

10

0

# 目 录

.....	6
.....	8
.....	11
.....	16
.....	30
.....	51
.....	56
.....	57
.....	62
.....	70
.....	71
.....	166



			300487
			SUNRESIN NEW MATERIALS CO.,LTD,XI'AN
			sunresin
			135
			710076
			135
			710076
			www.sunresin.com
			pub@sunresin.com

	135
	029-81112902
	029-88453538
	pub@sunresin.com

	www.cninfo.com.cn

	1366 B

	9		2015 7 2 -2018 12
	15		31

	2018	2017		2016
	631,986,783.73	444,242,473.38	42.26%	332,405,996.76
	143,233,818.35	93,185,662.68	53.71%	61,695,588.09
	139,706,395.47	68,300,706.78	104.55%	56,265,500.74
	19,622,371.65	76,772,712.55	-74.44%	50,606,482.57
/	0.71	0.46	54.35%	0.31
/	0.71	0.46	54.35%	0.31
	16.29%	12.19%	4.10%	8.78%
	2018	2017		2016
	1,857,544,195.92	1,059,855,286.30	75.26%	892,445,365.68
	946,302,844.14	812,231,461.96	16.51%	722,050,549.77

	202,393,750
--	-------------



---

	132,138,788.18	155,515,708.02	130,292,663.53	214,039,624.00
	20,120,550.13	40,331,831.72	26,609,618.66	56,171,817.84
	19,158,264.18	39,639,427.33	26,315,089.30	54,593,61-393

( )  
1

2  
1

2

3

1



255.60%

2

**1**



---

	8.47%
	139.13%
284.86%	284.86%
	135.37%
	226.01%

2

1

30

10

100



1	6.32	42.26%	1.40	104.55%	
1	6.32	42.26%			20%
1	0.84	50%	0.99	5G	33.58%
2	1	EPC			
3					10000t/a
4	3000t/a				
4	4				

3.4

2019 1 3

5

500

VOCs

6

**1**

**2**



	2018		2017		
	631,986,783.73	100%	444,242,473.38	100%	42.26%
	630,180,324.01	99.71%	443,337,834.32	99.80%	42.14%
	1,806,459.72	0.29%	904,639.06	0.20%	99.69%
	469,821,732.85	74.34%	391,933,233.27	88.23%	19.87%
	155,082,135.91	24.54%	43,611,875.93	9.82%	255.60%
	5,276,455.25	0.83%	7,792,725.12	1.75%	-32.29%
	1,806,459.72	0.29%	904,639.06	0.20%	99.69%
	532,727,401.39	84.29%	369,935,482.46	83.27%	44.01%
	99,259,382.34	15.71%	74,306,990.92	16.73%	33.58%

2

10%

	630,180,324.01	370,130,252.30	41.27%	42.14%	39.83%	0.97%
	469,821,732.85	279,347,895.38	40.54%	19.87%	17.60%	1.15%
	155,082,135.91	88,006,597.99	43.25%	255.60%	244.78%	1.78%
	530,920,941.67	304,443,683.36	42.66%	43.52%	38.46%	2.09%
	99,259,382.34	65,686,568.94	33.82%	33.58%	44.76%	-5.11%

1

3

			2018	2017	
--	--	--	------	------	--

			15,696.58	12,185.05	28.82%
			17,786.96	11,328.3	57.01%
			3,399.58	1,857.82	82.99%
			33	36	-8.33%
			33	36	-8.33%
			0	0	0

30%

57.01%

82.99%

4

30%

5000

	578,046,598.00		20%	99,663,206 .60	99,663,206 .60	270,000,00 0.00		
	467,837,314.29		0	0	0	0		

1.2018 3

1

578,046,598

2018-013

10

4

2.2018 6

3000t/a

467,837,314.29

2018-048

5

		2018		2017		
		227,961,415.23	61.37%	190,359,241.18	71.76%	19.75%

	17,928,169.52	4.83%	13,900,009.18	5.24%	28.98%
	33,458,310.63	9.01%	33,282,287.53	12.55%	0.53%
:	6,258,089.93	1.68%	8,409,565.91	3.17%	-25.58%
	13,027,665.50	3.51%	12,374,184.59	4.66%	5.28%
	80,560,671.59	21.69%	24,161,802.70	9.11%	<del>133.92%</del>
	1,396,207.57	0.38%	1,038,608.83	0.39%	34.43%
	146,718.62	0.04%	325,165.44	0.12%	-54.88%
		1.59%	-	-	-
		0.98%	1,187,767.46	0.45%	

	137,580,633.62
	26.80%
	0.00%

5

1		32,719,494.90	6.37%
2		31,333,304.42	6.10%
3		31,253,824.45	6.09%
4		25,846,998.40	5.03%
5		16,427,011.45	3.20%
	--	137,580,633.62	26.80%

3

	2018	2017		
	23,723,702.91	19,679,578.80	20.55%	20.55%
	46,657,425.18	34,466,527.98	35.37%	35.37%
	-13,926,641.69	8,154,920.87	-270.78%	270.78%
	32,776,920.83	26,301,199.50	24.62%	

4

24.62% 2018 3277.69

	2018	2017	2016
	112	95	76
	16.18%	16.35%	22.55%
	32,776,920.83	26,301,199.50	19,953,057.32

	5.19%	5.92%	6.00%
	0.00	0.00	0.00
	0.00%	0.00%	0.00%
	0.00%	0.00%	0.00%

5

	2018	2017	
	478,196,800.29	374,827,524.84	27.58%
	458,574,428.64	298,054,812.29	53.86%
	19,622,371.65	76,772,712.55	-74.44%
	177,326,317.49	474,800,797.89	-62.65%
	184,630,767.54	534,597,443.17	-65.46%
	-7,304,450.05	-59,796,645.28	-87.78%
	1,042,875,021.57	15,600,000.00	6,585.10%
	931,461,930.99	11,698,341.68	7,862.34%
	111,413,090.58	3,901,658.32	2,755.53%
	137,375,984.26	12,874,172.44	967.07%

74.44%

(2)

87.78%

(3)

2755.53%

1

	2018		2017			
	652,298,724.76	35.12%	277,133,091.18	26.15%	8.97%	135.37%
	164,988,423.43	8.88%	152,324,162.66	14.37%	-5.49%	8.31%
	238,389,866.05	12.83%	77,596,108.49	7.32%	5.51%	207.22%
	26,747,831.56	1.44%	16,716,784.00	1.58%	-0.14%	60.01%
	801,247.09	0.04%	467,610.23	0.04%	0	
	143,824,691.99	7.74%	157,136,914.96	14.83%	-7.09%	8.47%
	380,363,285.97	20.48%	98,832,605.67	9.33%	11.15%	284.86%
	342,000,000.00	18.41%			18.41%	
	10,000,000.00	0.54%	10,000,000.00	0.94%	-0.40%	


2

3

	263,339,126.30	
	73,391,452.11	
	336,730,578.41	

1

	184,630,767.54	534,597,443.17
		-65.46%



92,874 1,527  
 ,923.8 1,611.  
 1 58

28,79 529,2  
 % 0000 0  
 0.00

2015 www.  
 8 cmif  
 22 o.oo  
 m2m

98,1 1 1 V ( V m\$

enology

1

2015		25,532.8 7	8,365.54	26,330.3 2	0	0	0.00%	59.45		0	
	--	25,532.8 7	8,365.54	26,330.3 2	0	0	0.00%	59.45	--	0	
738.49	2018			17,964.78	8,365.54	2018				118.41	
		26,330.32						856.90		2018	
12	31					59.45					

2

	( )		(1)		(2)	(3) (2)/(1)					
		8,200	8,200	8,365.54	8,752.55	106.74%	2019 03 30				
		6,900	6,900	0	6,902	100.03%	2016 12 31				
		3,000	3,000	0	3,001.61	100.05%	2017 12 31				



		7,433	7,433	0	7,674.16	103.24%	2017 12 31	2491.56	3991.94		
	--	25,533	25,533	8,365.54	26,330.32	--	--	2491.56	3991.94	--	--
		0	0	0	0	0.00%		0	0		
	--	25,533	25,533	8,365.54	26,330.32	--	--	2491.56	3991.94	--	--
		106.74% 2015 6 24 2017 3 29 2016 8,365.54 2017 12 31 2019 6 31 2018 12 2019 3									
		2018 4 13									
		2015 08 21 6,416.48 2015 08 27									
		2015 9 7 2017 9 2 1.5 1 3,000.00 2018 12 31 2018 59.45									

3

1

2

10%

			102,000,00 0.00	650,898,65 4.79	202,505,64 1.26	345,397,261. 65	95,693,595.0 9	81,130,713. 49

**2019**

1

2018

2019

2019

2

2019

3

3.4

4

5.

6

2019

**1**

2018	01	12	www.cninfo.com.cn
2018	01	19	www.cninfo.com.cn
2018	03	06	www.cninfo.com.cn
2018	03	07	www.cninfo.com.cn
2018	03	15	www.cninfo.com.cn
2018	03	16	www.cninfo.com.cn
2018	05	03	www.cninfo.com.cn
2018	05	10	www.cninfo.com.cn
2018	05	14	www.cninfo.com.cn
2018	05	15	www.cninfo.com.cn
2018	05	22	www.cninfo.com.cn
2018	06	04	www.cninfo.com.cn
2018	06	05	www.cninfo.com.cn
2018	06	08	www.cninfo.com.cn
2018	06	21	www.cninfo.com.cn
2018	06	25	www.cninfo.com.cn
2018	06	27	www.cninfo.com.cn
2018	07	17	www.cninfo.com.cn
2018	07	23	www.cninfo.com.cn

---

2018	09	04			<a href="http://www.cninfo.com.cn">www.cninfo.com.cn</a>
2018	09	11			<a href="http://www.cninfo.com.cn">www.cninfo.com.cn</a>
2018	09	17			<a href="http://www.cninfo.com.cn">www.cninfo.com.cn</a>
2018	09	21			<a href="http://www.cninfo.com.cn">www.cninfo.com.cn</a>
2018	10	31			<a href="http://www.cninfo.com.cn">www.cninfo.com.cn</a>
2018	12	04			<a href="http://www.cninfo.com.cn">www.cninfo.com.cn</a>

- 1.
- 2.
- 3.

2018    2020

20%

1	12
50%	
2	12
30%	

1.  
80%
2.  
40%
- 3.

20%

1

2.


10		0
10		1.50
10		0
		202,393,750
		30,359,062.50
		0.00
		30,359,062.50
		322,991,972.16
		100.00%
20		
2019 2 22	2018	2018 12 31
202,393,750	10	1.50

3

1	2016						
	2016 12 31	80,957,500		10		1.40	
	0	,		10	15	2017 5 10	
2	2017						
	2017 12 31	202,393,750		10		0.85	
	2018 6 13						
3	2018						
	2018 12 31	202,393,750		10		1.50	
		30,359,062.50					

--	--	--	--	--	--	--	--



---

2018	30,359,062.50	143,233,818.35	21.20%	0.00	0.00%	30,359,062.50	21.20%
2017	17,203,468.75	93,185,662.68	18.46%	0.00	0.00%	17,203,468.75	18.46%
2016	11,334,050.00	61,695,588.09	18.37%	0.00	0.00%	11,334,050.00	18.37%

1



2015 06  
01

2015 06  
01

6 20

,  
6  
6

2015 06  
01

/

5%

			18	7	12	6	25%	2015 06 01
			12	12		6		
		1,000			15	120%		2015 06 01
				2/3	20	120%	1,000	
					30			2015 06 01
				50%	12	30%		
						60%		

			1% 12 2% 20			
			30% 20	30	2015 06 01	
			1 2 3		2015 06 01	
					2015 06 01	

				1		
				10		
				1		
				2		

			1	2	3		
			1	2			
			1		2015 06 01		

				2015 06 01		
				2016 03 25		







8

1

2

3

88

4

101

8000

1.26%

5

21.20

6

12

	12	24	30%
	24	36	30%
	36	48	40%

7

(1)

2016-2018

636

	2015	2017	50%
	2015	2018	70%

“ ”

× 1+

(2)

A

“ ”

B

“ ”

× 1+

1 2016 3 25

2 2016 4 19

2016

<

>

3 2016 5 18

<

>

88

84

101.00

95.80

2016 5 18

84

95.80

4

1

2016 6

21

83

95.75

21.20

2016 6 23

2017 6 8

2015 2016

95.75

239.375

21.20 /

8.325183 /

8

2016

57,465,785.74

2015

26.27%

83

A

2017 6 23 718,125  
 6 2018 6 13

2017 70,083,988.52 2015  
 54.00% 83 A

2018 6 25 718,125

11 —

2016 5 18 2016

-2019

484.15 2016 -2019

		2016	2017	2018	2019
95.75	484.15	141.21	209.80	100.86	32.28

	2016-3-28	www.cninfo.com.cn
		www.cninfo.com.cn
		www.cninfo.com.cn
		www.cninfo.com.cn
		www.cninfo.com.cn
		www.cninfo.com.cn
		www.cninfo.com.cn
		www.cninfo.com.cn
		www.cninfo.com.cn
		www.cninfo.com.cn
2016	2016-4-20	www.cninfo.com.cn
2016		www.cninfo.com.cn
	2016-5-19	www.cninfo.com.cn

		www.cninfo.com.cn
		www.cninfo.com.cn
		www.cninfo.com.cn
		www.cninfo.com.cn
		www.cninfo.com.cn
		www.cninfo.com.cn
		www.cninfo.com.cn
		www.cninfo.com.cn
	2016-6-21	www.cninfo.com.cn
	2017-6-10	www.cninfo.com.cn
		www.cninfo.com.cn
		www.cninfo.com.cn
		www.cninfo.com.cn
		www.cninfo.com.cn
		www.cninfo.com.cn
	2017-6-20	www.cninfo.com.cn
	2018-6-14	www.cninfo.com.cn
		www.cninfo.com.cn
		www.cninfo.com.cn
		www.cninfo.com.cn
	2018-6-20	www.cninfo.com.cn





44%

	--	--	790.43	--	900	--	--	--	--	--
	2018	4	13			2018				.



10%

2

3

1

		2,000	0	0
		2,500	0	0
		8,000	0	0
		5,000	0	0
		17,500	0	0

			1,000		2017 09 11	2018 01 03			4.70%	15.01	15.01		0			
			2,000		2017 09 08	2018 01 03			4.70%	30.02	30.02		0			
			4,000		2017 09 08	2018 01 03			4.70%	60.04	60.04		0			
			1,000		2017 11 10	2018 05 01			6.80%	34	31		0			
			1,000		2017 11 23	2018 04 23			4.85%	20.06	20.06		0			
			1,000		2017 12 12	2018 03 07			5.25%	12.37	12.37		0			
			1,000		2017 12 19	2018 01 18			5.00%	4.25	4.25		0			
			2,000		2017 12	2018 04			4.50%	26.63	26.63		0			

			0		15	02										
			1,000		2018 01 12	2018 02 12			4.00%	3.18	3.18		0			
			2,000		2018 01 18	2018 03 27			4.55%	16.72	16.72		0			
			1,000		2018 3 19	2018 9 19			2.30%	11.65	11.65		0			
			300		2018 5 25	2018 8 29			2.10%	1.67	1.67		0			
			200		2018 10 22	2018 10 24			2.50%	0.03	0.03		0			
			17,500	--	--	--	--	--	--	235.63	232.63	--		--	--	--

			2018 01 11	0	0				2,450				2018 01 11	www.cnin fo.com.cn
			2018 01 11	0	0				2,450				2018 01 11	www.cnin fo.com.cn
		10000t/a	2018 03 24	0	0				57,804.66			2 2	2018 03 26	www.cnin fo.com.cn
		3000t/a	2018 06 18	0	0				46,783.73				2018 06 19	www.cnin fo.com.cn





**1**

	117,789,876	58.20%

2

	51,600,000	12,900,000		38,700,000		25%
	29,025,000	3,375,000		25,650,000		25%
	27,300,000	6,825,000		20,475,000		25%
	81,875	15,313		66,562		25%
	80,938	15,313		65,625		25%
	80,938	15,313		65,625		25%
	80,938	15,313		65,625		25%
79	1,430,625	613,125		817,500		2019 6 23
	109,680,314	23,774,377	0	85,905,937	--	--

1

2

3

1

	15,300		14,567		0		0
				9			



							9	
		5%	10					
		25.49%	51,600,000	0	38,700,000	12,900,000		
		16.90%	34,200,000	0	25,650,000	8,550,000		1,230,000
		13.49%	27,300,000	0	20,475,000	6,825,000		
		2.07%	4,192,100	-1,257,900	4,087,500	104,600		
		2.02%	4,087,700	-1,275,050	4,022,062	65,638		
		1.83%	3,699,250	3,699,250	0	3,699,250		
		1.69%	3,419,350	3,419,350	0	3,419,350		
-		0.73%	1,470,500	1,470,500	0	1,470,500		
-		0.67%	1,346,300	1,346,300	0	1,346,300		
		0.65%	1,314,900	1,314,900	0	1,314,900		
10								
4								
10								

		12,900,000	12,900,000
		8,550,000	8,550,000
		6,825,000	6,825,000
		3,699,250	3,699,250
		3,419,350	3,419,350
-		1,470,500	1,470,500
-		1,346,300	1,346,300
		1,314,900	1,314,900
		852,600	852,600
		741,800	741,800
10			
10			
10			
		196,000	
		656,600	852,600
5		398,500	
		343,300	741,800

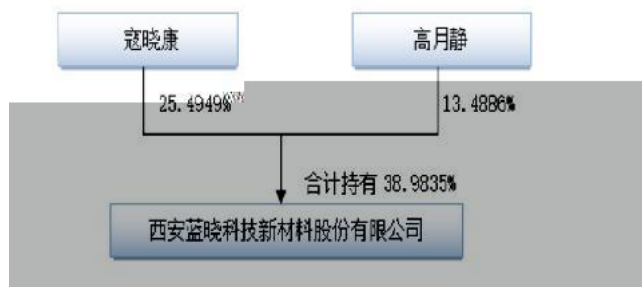
10

10

2


3

10			



4            **10%**

5



50	2017 01	09	2020 31	08	27,300, 000			27,300, 000
52	2017 01	09	2020 31	08	51,600, 000			51,600, 000
50	2017 01	09	2020 31	08	34,200, 000			34,200, 000
52	2017 01	09	2020 31	08	87,500			87,500
56	2017 01	09	2019 24	01	5,450,0 00	1,257,9 00		4,192,1 00
39	2017 01	09	2020 31	08	87,500			87,500
53	2017 01	09						

---

	--	--	--	--	--	--	124,26 4,000	0	2,532,9 50	0	121,73 1,050



1986  
1999  
2011  
7 1963  
1985  
2011  
8 1950  
2009 -2011 8 2011 8  
2015  
1 1964  
2005  
2011  
2 1954  
2003  
3 1980  
2001 2007  
1  
2  
3  
4 1970  
1993 2004  
5 1980  
2004 6 2012

			2017 09 01	2020 08 30	
			2017 09 01	2020 08 30	

2018

15 2018

264.54

			50		23.11	
			52		30.49	
			50		24.92	
			52		24.31	
			56		23.93	
			39		17.4	
			53		5.6	
			56		5.6	
			69		5.6	
			55		22.67	



			40		19.1	
			65		9.44	
			39		15.73	
			49		18.63	
			39		18.01	
	--	--	--	--	264.54	--

**1**

	484
	208
	692
	692
	0
	338
	71
	112
	20
	151
	692
	1
	38
	193
	143
	317
	692

2

3

4

1

1

2

2

3

9

3

4



2

3

4

5

1

2017		61.41%	2018 05 11	2018 05 11	www.cninfo.com.cn
2018		60.24%	2018 10 25	2018 10 25	www.cninfo.com.cn
2018		60.23%	2018 11 26	2018 11 26	www.cninfo.com.cn

2

1

	10	10	0	0	0		2
	10	10	0	0	0		2
	10	10	0	0	0		1

2

3

1

3

2

3

4

1

2

	2019 02 26	
	www.cninfo.com.cn	
		100.00%
		100.00%



	<p>0.5%</p> <p>0.5%      1%</p> <p>                 1%</p> <p>0.5%</p> <p>0.5%      1%</p> <p>1%</p>	<p>0.5%</p> <p>0.5%</p> <p>1%</p> <p>1%</p> <p>0.5%</p> <p>0.5%      1%</p> <p>0.5%</p>
		0
		0
		0
		0

2018 12 31	
	2019 02 26
	<a href="http://www.cninfo.com.cn">www.cninfo.com.cn</a>



	2019 2 22
	2019 188

### 一、 审计意见

2018 12

31

2018

2018 12 31

2018

### 二、 形成审计意见的基础

### 三、 关键审计事项

( )

1.

( )

1

2018

63,198.68

42.26%

2.

(1)

(2)

(3)

(4)

(5)

(6)

(7)

(8)

(9)

( )

1.

( )

2

2018 12 31

192,949,055.13

27,960,631.70

(3)

(4)

(5)

(6)

(7)

(8)

(9)

#### **四、其他信息**

#### **五、管理层和治理层对财务报表的责任**

( )

( )

( )

( )

( )

( )



277,133,091.18

181,891,638.66

29,567,476.00

152,324,162.66

9,702,907.69



	801,247.09	467,610.23
	26,747,831.56	16,716,784.00
	143,824,691.99	157,136,914.96
	380,363,285.97	98,832,605.67
	90,977,232.50	38,044,447.45
	140,154.02	493,597.66
	8,350,234.30	4,446,957.43
	29,056,454.24	64,535,679.87
	680,388,131.67	380,801,597.27
	1,857,544,195.92	1,059,855,286.30
	342,000,000.00	
	239,711,884.92	120,279,027.46
	225,339,341.64	56,646,396.35
	2,848,046.81	2,258,421.84
	29,754,074.74	27,738,754.20
	36,362,536.83	21,828,215.44
	964,305.28	
	229,625.04	259,415.70



	876,015,884.94	228,750,815.29
	10,000,000.00	10,000,000.00
	3,062,580.90	3,576,743.79
	13,062,580.90	13,576,743.79
	889,078,465.84	242,327,559.08
	202,393,750.00	202,393,750.00
	285,910,882.83	284,217,981.46
	8,630,903.94	14,979,035.15
	45,052,123.42	38,233,980.97
	421,576,991.83	302,364,784.68
	946,302,844.14	812,231,461.96
	22,162,885.94	5,296,265.26
	968,465,730.08	817,527,727.22

	1,857,544,195.92	1,059,855,286.30
--	------------------	------------------

2

	391,881,667.58	250,321,357.39
	183,361,825.61	162,380,680.56
	52,692,351.92	29,317,476.00
	130,669,473.69	133,063,204.56
	30,032,392.63	9,333,423.58
	363,304,673.65	86,615,210.00
		1,108,287.66
	210,175,178.10	72,730,640.33
	1,089,154.03	130,000,000.00
	1,179,844,891.60	711,381,311.86
	127,000.00	127,000.00
	158,801,247.09	32,967,610.23
	26,747,831.56	16,716,784.00
	138,534,809.78	156,411,811.88
	3,976,065.08	520,756.41
	35,911,512.83	38,044,447.45

		140,154.02	493,597.66
		4,389,345.77	4,067,924.34
		1,056,454.24	1,056,419.56
		369,684,420.37	250,406,351.53
		1,549,529,311.97	
		342,000,000.00	
		96,684,845.29	72,144,600.74
		215,970,050.31	45,899,338.00
		1,979,600.87	2,210,072.06
		16,535,359.70	24,443,408.05
		17,029,05 4193	

	11,612,580.90	12,126,743.79
	701,811,487.50	173,088,827.22
	202,393,750.00	202,393,750.00
	285,910,882.83	284,217,981.46
	8,630,903.94	14,979,035.15
	45,052,123.42	38,233,980.97
	322,991,972.16	278,832,158.89
	847,717,824.47	788,698,836.17
	1,549,529,311.97	961,787,663.39

3

	631,986,783.73	444,242,473.38
	631,986,783.73	444,242,473.38
	472,576,922.26	364,833,171.50
	371,454,568.72	265,258,790.23

	7,822,281.21	5,816,533.54
	23,723,702.91	19,679,578.80
	46,657,425.18	34,466,527.98
	32,776,920.83	26,301,199.50
	-13,926,641.69	8,154,920.87
	4,876,778.67	300,000.00
	5,499,179.99	1,812,248.69
	4,068,665.10	5,155,620.58
	3,345,662.89	1,394,928.77
	1,551,666.69	5,411,559.78
	333,636.86	-10,650.77
-		
-		
	164,307,191.05	86,215,790.43
	54,275.31	22,511,473.01
	691,222.47	439,489.37
	163,670,243.89	108,287,774.07
	21,969,804.86	15,405,846.13
	141,700,439.03	92,881,927.94
	141,700,439.03	92,881,927.94
	143,233,818.35	93,185,662.68
	-1,533,379.32	-303,734.74
1.		
2.		
1.		
2.		
3.		

4.		
5.		
6.		
	141,700,439.03	92,881,927.94
	143,233,818.35	93,185,662.68
	-1,533,379.32	-303,734.74
	0.71	0.46
	0.71	0.46
	0.00	0.00

4

	535,175,282.42	386,183,584.12
	372,640,331.14	236,725,176.57
	5,482,822.00	5,474,616.89
	16,407,000.60	18,229,454.26
	39,213,057.13	33,436,183.93
	22,060,494.32	23,952,625.81
	-13,637,735.53	8,188,971.98
	4,876,778.67	300,000.00
	5,175,698.40	1,771,079.03
	17,721,945.90	7,810,512.54
	3,012,162.89	1,394,928.77
	1,418,187.21	5,340,792.66
	333,636.86	-10,650.77
	79,717,716.96	59,101,763.57
	53,795.31	22,511,143.01
	506,778.40	360,891.27

	79,264,733.87	81,252,015.31
	11,083,309.40	11,769,576.98
	68,181,424.47	69,482,438.33
	68,181,424.47	69,482,438.33
1.		
2.		
1.		
2.		
3.		
4.		
5.		
6.		
	68,181,424.47	69,482,438.33

**5**

	372,975,751.13	320,295,170.98

	105,221,049.16	54,532,353.86
	478,196,800.29	374,827,524.84
	238,865,530.09	159,829,857.65
	53,914,583.36	37,408,572.65
	43,539,107.36	40,848,128.06
	122,255,207.83	59,968,253.93
	458,574,428.64	298,054,812.29
	19,622,371.65	76,772,712.55
	175,000,000.00	470,000,000.00
	2,326,317.49	4,800,797.89
	177,326,317.49	474,800,797.89
	139,630,767.54	44,119,182.17
	45,000,000.00	490,478,261.00
	184,630,767.54	534,597,443.17
	-7,304,450.05	-59,796,645.28





---

	2,192,838.01	4,730,030.77
	162,192,838.01	464,730,030.77
	10,064,356.13	14,787,108.16
	155,500,000.00	492,978,261.00
	165,564,356.13	507,765,369.16
	-3,371,518.12	-43,035,338.39
	793,000,000.00	10,000,000.00
	219,973,324.93	
	1,012,973,324.93	10,000,000.00
	451,000,000.00	
	19,518,435.79	11,698,341.68
	460,943,495.13	

	202,393,750.00				284,217,981.46	14,979,035.15			38,233,980.97		302,364,784.68	5,296,265.26	817,527,727.22	
	202,393,750.00				284,217,981.46	14,979,035.15			38,233,980.97		302,364,784.68	5,296,265.26	817,527,727.22	
					1,692,901.37	-6,348,131.21			6,818,142.45		119,212,207.15	16,866,620.68	150,938,002.86	
											143,233,818.35	-1,533,379.32	141,700,439.03	
					1,692,901.37	-6,348,131.21						18,400,000.00	26,441,032.58	

1												18,400,000.00	18,400,000.00
2													
3					1,692,901.37	-6,348,131.21							8,041,032.58
4													
									6,818,142.45		-24,021,611.20		-17,203,468.75
1									6,818,142.45		-6,818,142.45		
2													
3											-17,203,468.75		-17,203,468.75
4													
1													
2													
3													
4													



											93,185,662.68	-303,734.74	92,881,927.94
					2,097,978.52	-6,231,320.99						5,600,000.00	13,929,299.51
1												5,600,000.00	5,600,000.00
2													
3					2,097,978.52	-6,231,320.99							8,329,299.51
4													
									6,948,243.83		-18,282,293.83		-11,334,050.00
1									6,948,243.83		-6,948,243.83		
2													
3											-11,334,050.00		-11,334,050.00
4													
	121,436,250.00				-121,436,250.00								
1	121,436,250.00				-121,436,250.00								
2													

3
4
5
1
2

	202,393,750.00				284,217,981.46	14,979,035.15			38,233,980.97	278,832,158.89	788,698,836.17
					1,692,901.37	-6,348,131.21			6,818,142.45	44,159,813.27	59,018,988.30
										68,181,424.47	68,181,424.47
					1,692,901.37	-6,348,131.21					8,041,032.58
1											
2											
3					1,692,901.37	-6,348,131.21					8,041,032.58
4											
									6,818,142.45	-24,021,611.20	-17,203,468.75
1									6,818,142.45	-6,818,142.45	
2										-17,203,468.75	-17,203,468.75
3											
1											
2											



3											
4											
5											
1											
2											
	202,393,750.00				285,910,882.83	8,630,903.94			45,052,123.42	322,991,972.16	847,717,824.47

	80,957,500.00				403,556,252.94	21,210,356.14			31,285,737.14	227,632,014.39	722,221,148.33
	80,957,500.00				403,556,252.94	21,210,356.14			31,285,737.14	227,632,014.39	722,221,148.33
	121,436,250.00				-119,338,271.48	-6,231,320.99			6,948,243.83		

										69,482,438.33	69,482,438.33
					2,097,978.52	-6,231,320.99					8,329,299.51
1											
2											
3					2,097,978.52	-6,231,320.99					8,329,299.51
4											
									6,948,243.83	-18,282,293.83	-11,334,050.00
1									6,948,243.83	-6,948,243.83	
2										-11,334,050.00	-11,334,050.00
3											
	121,436,250.00				-121,436,250.00						
1	121,436,250.00				-121,436,250.00						
2											
3											
4											
5											

1											
2											
	202,393,750.00				284,217,981.46	14,979,035.15			38,233,980.97	278,832,158.89	788,698,836.17

1

2

1

2

3

4

5

v& [ÑpÔ[0

× ¼j , ' 9

6

7 9 J J ÕQJ>~ J

QV8 J J F

**10**



**11**

**1**

	10%

**2**


1 1	5.00%	5.00%
1 2	10.00%	10.00%
2 3	30.00%	30.00%
3		
3 4	50.00%	50.00%
4 5	50.00%	50.00%
5	100.00%	100.00%




12

13

1.

1

2

3

1

2

2.

(1)

(2)

(3)

1)

2)

**14**

2.

(1)

(2)

1)

2)

(3)

12

7

3.

4.

(1)

22

(2)

1)

2)

15

1.

2.

16

1

2

		5-20	5	19.00-4.75
		3-5	5	31.67-19.00
		4-5	5	23.75-19.00
		3-5	5	31.67-19.00

17

2

1.

2.

**18**

2.

(1)

1)

2)

3)

(2)

3


(3)

3.

**19**

**21**

**1**

2,ž BÑ: AÑ

AÑO6Ñ

(2)

(3)

(4)

(5)

22

2)

3)

**3**

(1)

(2)

**4**

**25**

1.

2.

**26**

1.

2.

(1)

(2)

(3)

27

28

1.

(1)

1)

2)

3)

4)

5)

(2)



(3)

(4)

1)

2)

3)

4)

2.

1)

2)

3)

4)

1)

2)

3)

4)

**29**

1.

(1)

(2)

2.

3.

4.

**30** /

1.

2.

3.

4.

(1) (2)

**31**

**1**

**2**

32

33

1

1. 2018 ( 2018 15 )  
2018 2017

	29,567,476.00		181,891,638.66
	152,324,162.66		
	1,108,287.66		2,633,657.04
	1,525,369.38		
	98,549,501.18		98,832,605.67
	283,104.49		
	22,922,115.00		120,279,027.46
	97,356,912.46		
	259,415.70		21,828,215.44
	21,568,799.74		

	60,767,727.48		34,466,527.98
			26,301,199.50
[ ]	52,128,911.86		54,532,353.86
[ ]	2,403,442.00		

34

1

			17%	16%	6%		5%
			9%	10%	13%	15%	16%
							17%
			7%				
			15%	25%			
		20%		1.2%			
		12%			1.2%	12%	
					3%		
					2%		
					15%	25%	

	15%
	15%
	25%

2

1  
2017

( 2017 203 )

2017

3 2018 15%

2

( 2011 58 ) (

2004 86 )

2018 15%

1

	247,332.24	169,678.99
	629,682,436.49	258,925,729.19
	22,368,956.03	18,037,683.00
	652,298,724.76	277,133,091.18

240,970,170.27

2,341,456.03

20,027,500.00

2

3

4

	69,755,230.24	29,567,476.00
	164,988,423.43	152,324,162.66
	234,743,653.67	181,891,638.66

1

1)

	67,807,480.24	28,723,156.00
	1,947,750.00	844,320.00
	69,755,230.24	29,567,476.00

2)

3)

	160,207,343.68	
	160,207,343.68	

4)

	751,610.00
	751,610.00

2

1)

	190,35	98.66	25,369,	13.33	164,98	176,3	100.00	24,012,	13.62%	152,324,162.66
	7,535.1	%	111.70	%	8,423.4	36,16	%	007.22		
	3				3	9.88				

	2,591,5 20.00	1.34%	2,591,5 20.00	100.00 %						
	192,94 9,055.1 3	100.00 %	27,960, 631.70	14.49 %	164,98 8,423.4 3	176,3 36,16 9.88	100.00 %	24,012, 007.22	13.62%	152,324,162.66

1			
1	143,345,746.03	7,167,287.30	5.00%
1 2	15,287,371.91	1,528,737.19	10.00%
2 3	7,112,721.21	2,133,816.36	30.00%
3 5	20,144,850.27	10,072,425.14	50.00%
5	4,466,845.71	4,466,845.71	100.00%
	190,357,535.13	25,369,111.70	13.33%


2)

3,948,624.48

0

3)

4)





		1,108,287.66
	3,801,657.03	1,525,369.38
	3,801,657.03	2,633,657.04

1

1)

	0	0
	0	0
	0	1,108,287.66
	0	1,108,287.66

2

3

1)

	4,005,7 55.12	100.00 %	204,09 8.09	5.10%	3,801,6 57.03	1,609 ,426. 85	100.00 %	84,057. 47	5.22%	1,525,36 9.38
	4,005,7 55.12	100.00 %	204,09 8.09	5.10%	3,801,6 57.03	1,609 ,426. 85	100.00 %	84,057. 47	5.22%	1,525,36 9.38

1			
1	3,929,948.56	196,497.43	5.00
1 2	75,706.56	7,570.66	10.00
2 3	100.00	30.00	30.00
	4,005,755.12	204,098.09	5.10

2)

3)

4)

	3,843,390.76	475,666.01
	2,853.95	1,000,000.00
	159,510.41	133,760.84
	4,005,755.12	1,609,426.85

5)

		1,575,020.00	1	39.31%	78,751.00

---

	1,430,000.00	1	35.70%	71,500.00
	120,000.00	1	3.00%	6,000.00
	100,000.00	1	2.50%	5,000.00
	100,000.00	1	2.50%	5,000.00
	3,325,020.00	--	83.01%	Ø

	16,289,851.60	96,285.97
		130,000,000.00
	16,289,851.60	130,096,285.97

**11**

**1**

	127,000.00		127,000.00	127,000.00		127,000.00
	127,000.00		127,000.00	127,000.00		127,000.00
	127,000.00		127,000.00	127,000.00		127,000.00

**2**

--	--	--	--	--

**3**

	127,000.00			127,000.00					0.01%	
	127,000.00			127,000.00					--	

**4**

--	--	--	--	--

5

--	--	--	--	--	--	--	--	--	--	--

12

13

14

	467,610.23			333,636.86						801,247.09	
	467,610.23			333,636.86						801,247.09	
	467,610.23			333,636.86						801,247.09	

15

1

1.	15,167,485.03	2,599,0390

2	\	\	10,327,218.52	1,707,760.70		12,034,979.22
3						
3.						
1						
2						
4.			25,494,703.55	4,306,800.25		29,801,503.80
1.			843,179.75	206,560.83		1,049,740.58
2.			1,779,115.77	224,815.89		2,003,931.66
1			736,508.28	53,763.56		790,271.84
/			1,042,607.49	171,052.33		1,213,659.82
3.						
1						
2						
4.			2,622,295.52	431,376.72		3,053,672.24
1.						
2.						
1						
3						
1						
2						
4.						
1.			22,872,408.03	3,875,423.53		26,747,831.56
2.			14,324,305.28	2,392,478.72		16,716,784.00

2

3

3 4 5	22,872,408.03	

16

	143,824,691.99	157,136,914.96
	143,824,691.99	157,136,914.96

1

1.	131,573,205.02	66,909,051.38	6,141,390.03	17,774,362.53	222,398,008.96
2.	3,120,466.78	8,671,305.79	1,722,262.12	1,401,883.87	14,915,918.56
1		8,052,493.13	1,722,262.12	1,401,883.87	11,176,639.12
2	3,120,466.78	618,812.66			3,739,279.44
3					
3.	10,327,218.52		114,358.97	1,495.73	10,443,073.22
1			114,358.97	1,495.73	115,854.70
2	10,327,218.52				10,327,218.52
4.	124,366,453.28	75,580,357.17	7,749,293.18	19,174,750.67	226,870,854.30
1.	13,505,353.30	41,812,723.53	4,068,917.74	5,874,099.43	65,261,094.00
2.	7,251,201.17	7,775,842.80	775,987.01	3,134,154.62	18,937,185.60
1	7,251,201.17	7,775,842.80	775,987.01	3,134,154.62	18,937,185.60
3.	1,042,607.49		108,641.02	868.78	1,152,117.29
1			108,641.02	868.78	109,509.80
2)	1,042,607.49				1,042,607.49
4.	19,713,946.98	49,588,566.33	4,736,263.73	9,007,385.27	83,046,162.31
1.					
2.					
3.					

4.					
1.	104,652,506.30	25,991,790.84	3,013,029.45	10,167,365.40	143,824,691.99
2.	118,067,851.72	25,096,327.85	2,072,472.29	11,900,263.10	157,136,914.96

2

3

4

5

	69,669,350.59	
3 4 5	4,591,107.32	
	3,933,692.62	
	3,707,012.59	
	3,521,679.46	

6

17

	377,558,228.00	98,549,501.18
	2,805,057.97	283,104.49
	380,363,285.97	98,832,605.67

1

	129,447,807.90	129,447,807.90	92,396,687.77	92,396,687.77
	75,391,325.60	75,391,325.60	3,125,918.10	3,125,918.10



	86,048,646.52		86,048,646.52	2,438,371.69		2,438,371.69
	82,709,555.32		82,709,555.32	67,767.21		67,767.21
	3,795,100.02		3,795,100.02	520,756.41		520,756.41
	165,792.64		165,792.64			
	377,558,228.00		377,558,228.00	98,549,501.18		98,549,501.18

2

	449,667,700.00	92,396,687.77	37,051,120.13			129,447,807.90		28.79				
	72,327,900.00	3,125,918.10	72,265,407.50			75,391,325.60		104.24				
	307,489,800.00	2,438,371.69	83,610,274.83			86,048,646.52		27.98				
	352,034,500.00	67,767.21	82,641,788.11			82,709,555.32		23.49				
	1,181,519,900.00	98,028,744.77	275,568,590.57			373,597,335.34	--	--				--

3

4

	2,805,057.97		2,805,057.97	283,104.49	283,104.49

	2,805,057.97		2,805,057.97	283,104.49		283,104.49
--	--------------	--	--------------	------------	--	------------

18

19

20

1

1.	40,654,146.02	485,436.89		153,846.16	41,293,429.07
2.	55,823,803.68		330,154.00		56,153,957.68
1	55,823,803.68		330,154.00		56,153,957.68
2					
3					
3.	1,707,760.70				1,707,760.70
1					
2	1,707,760.70				1,707,760.70
4.	94,770,189.00	485,436.89	330,154.00	153,846.16	95,739,626.05
1.	2,898,012.84	289,430.30		61,538.48	3,248,981.62
2.	1,527,418.01	98,003.28	28,273.73	30,769.24	1,684,464.26
1	1,527,418.01	98,003.28	28,273.73	30,769.24	1,684,464.26
3.	171,052.33				171,052.33
1					
2	171,052.33				171,052.33
4.	4,254,378.52	387,433.58	28,273.73	92,307.72	4,762,393.55
1.					
2.					

3.					
4.					
1.	90,515,810.48	98,003.31	301,880.27	61,538.44	90,977,232.50
2.	37,756,133.18	196,006.59		92,307.68	38,044,447.45

2

3

		8,350,234.30		4,446,957.43

4

		4,555,294.64	661,200.74
		204,098.09	84,057.47
		4,759,392.73	745,258.21

25

	28,000,000.00	63,479,260.31
	1,056,454.24	1,056,419.56
	29,056,454.24	64,535,679.87

26

1

	209,000,000.00	
	133,000,000.00	
	342,000,000.00	

2

27

28

29

	18,900,000.00	22,922,115.00
	220,811,884.92	97,356,912.46
	239,711,884.92	120,279,027.46

1

	18,900,000.00	22,922,115.00
	18,900,000.00	22,922,115.00

2

	131,352,550.77	44,672,210.80
	80,567,783.53	50,563,763.69
	8,891,550.62	2,120,937.97
	220,811,884.92	97,356,912.46

3

1

30

1

--	--	--

	225,339,341.64	56,646,396.35
	225,339,341.64	56,646,396.35

**2**            **1**

**3**

**31**

**1**

	2,256,964.04	50,464,636.14	49,873,553.37	2,848,046.81
-	1,457.80	4,003,031.82	4,004,489.62	
	2,258,421.84	54,467,667.96	53,878,042.99	2,848,046.81

**2**

1	2,245,300.55	44,145,405.73	43,627,771.69	2,762,934.59
2		2,236,463.14	2,206,463.14	30,000.00
3	688.20	1,625,077.33	1,625,765.53	
	518.00	1,454,601.79	1,455,119.79	
	96.20	155,431.37	155,527.57	
	74.00	15,044.17	15,118.17	
4		2,237,904.76	2,237,904.76	
5	10,975.29	219,785.18	175,648.25	55,112.22
6				
7				

	2,256,964.04	50,464,636.14	49,873,553.37	2,848,046.81
--	--------------	---------------	---------------	--------------

3

1	1,406.00	3,861,780.29	3,863,186.29	
2	51.80	141,251.53	141,303.33	
3				
	1,457.80	4,003,031.82	4,004,489.62	

32

	1,132,268.60	11,917,003.49
	25,606,915.98	14,262,095.22
	2,185,899.18	595,142.54
		187,714.75
	411,359.45	178,777.66
	375,259.90	366,113.92
	23,268.00	450.00
	10,613.13	47,485.38
	8,490.50	49,889.27
		80,449.18
		53,632.79
	29,754,074.74	27,738,754.20

33

	964,305.28	
	229,625.04	259,415.70
	35,168,606.51	21,568,799.74
	36,362,536.83	21,828,215.44

**1****2**

1)

	10,960,013.41	6,074,601.28
	14,500,000.00	
	8,630,903.94	14,979,035.15
	1,077,689.16	515,163.31
	35,168,606.51	21,568,799.74

2) 1

**34****35****36****37****1**

	10,000,000.00	10,000,000.00
	10,000,000.00	10,000,000.00



38

39

40

41

42

	3,576,743.79	418,780.00	932,942.89	3,062,580.90	3
	3,576,743.79	418,780.00	932,942.89	3,062,580.90	--



	14,979,035.15		6,348,131.21	8,630,903.94
--	---------------	--	--------------	--------------

1) 2017

142,428.13                      142,428.13                      142,428.13

2)

83

718,125

6,205,703.08

-

6,205,703.08

48

49

50

	38,233,980.97	6,818,142.45		45,052,123.42
	38,233,980.97	6,818,142.45		45,052,123.42

51

	+	-	
		302,364,784.68	227,461,415.83
		143,233,818.35	93,185,662.68
		6,818,145.18	6,948,243.83

	17,203,468.75	11,334,050.00
	421,576,991.83	302,364,784.68

52

	630,180,324.01	370,130,252.30	443,337,834.32	264,691,511.03
	1,806,459.72	1,324,316.42	904,639.06	567,279.20
	631,986,783.73	371,454,568.72	444,242,473.38	265,258,790.23

53

	2,308,215.67	1,972,487.55
	988,912.37	845,351.80
		450.00
	1,501,039.11	1,472,463.00
	1,813,037.14	715,110.64
	778.11	152.54
	550,485.67	246,950.11
	659,813.14	563,567.90
	7,822,281.21	5,816,533.54

54

	9,637,815.80	7,367,036.31
	4,712,077.68	4,699,783.36
	3,639,045.69	3,373,239.29

	1,135,179.83	875,519.95
	1,153,645.53	1,070,731.33
	1,026,578.90	452,894.51
	834,319.58	482,746.85
	1,585,039.90	1,357,627.20
	23,723,702.91	19,679,578.80

55

	19,689,595.91	13,564,950.06
	9,969,099.70	8,160,113.60
	5,721,246.25	3,928,219.47
	2,793,558.17	1,477,949.47
	2,223,656.94	2,304,560.11
	1,511,194.73	601,742.75
	1,008,643.52	2,097,978.52
	3,740,429.96	2,331,014.00
	46,657,425.18	34,466,527.98

56

	19,648,557.35	13,412,580.27
	7,057,752.57	6,997,879.74
	2,635,582.98	3,312,727.35
	1,760,749.47	1,444,474.74
	1,674,278.46	1,133,537.40
	32,776,920.83	26,301,199.50

57

	4,876,778.67	300,000.00

	-5,499,179.99	-1,812,248.69
	-13,644,972.08	9,311,473.04
	340,731.71	355,696.52
	-13,926,641.69	8,154,920.87

58

	4,068,665.10	5,155,620.58
	4,068,665.10	5,155,620.58

59

	932,942.89	676,698.21
	2,412,720.00	718,230.56

60

	333,636.86	-10,650.77

	1,218,029.83	5,422,210.55
	1,551,666.69	5,411,559.78

61

62

63

	54,275.31	22,511,473.01	54,275.31
	54,275.31	22,511,473.01	54,275.31

64






66

67

1

	7,511,793.98	8,664,700.00
	2,831,500.00	3,121,672.56
	85,850,530.88	16,750,916.66
	5,499,179.99	1,812,248.69
	3,528,044.31	472,117.95
		23,710,698.00
	105,221,049.16	54,532,353.86

2

	88,664,116.53	30,487,537.25
	3,702,643.54	3,264,350.47
	6,432,603.86	4,929,752.82
	3,377,302.47	3,309,365.08
	3,435,027.93	1,091,227.22
	6,040,426.08	4,409,637.17
	2,345,514.31	1,105,815.03
		6,698,853.98
	8,257,573.11	4,671,714.91
	122,255,207.83	59,968,253.93

3

	0	0

**4**

	0	0

**5**

	219,973,324.93	
	11,501,696.64	
	231,475,021.57	

**6**

	460,943,495.20	
	460,943,495.20	

**68****1**

1	--	--
	141,700,439.03	92,881,927.94
	4,068,665.10	5,155,620.58
	19,673,693.88	18,627,078.88
	1,738,227.82	951,870.08
	353,443.64	623,359.79
	6,344.90	39,194.62
	-8,768,193.41	9,611,473.04

	-1,551,666.69	-5,411,559.78
	-3,903,276.87	-104,466.96
	-160,793,757.56	14,073,841.61
	-257,020,763.68	-118,745,651.29
	282,426,314.12	56,972,045.52
	1,692,901.37	2,097,978.52
	19,622,371.65	76,772,712.55
2	--	--
3	--	--
	388,959,598.46	251,583,614.20
	251,583,614.20	238,709,441.76
	137,375,984.26	12,874,172.44

2

3

4

	388,959,598.46	251,583,614.20
	247,332.24	169,678.99
	388,712,266.22	251,413,935.21

	388,959,598.46	251,583,614.20

(5)

2018

388,959,598.46 2018 12 31

652,298,724.76

263,339,126.30

240,970,170.27

22,368,956.03

**69****70**

	263,339,126.30	
	73,391,452.11	
	336,730,578.41	--

**71****1**

	--	--	255,395,148.98
	37,207,047.20	6.8632	255,359,406.34
	4,554.77	7.8473	35,742.65
	--	--	42,301,861.67
	6,163,577.00	6.8632	42,301,861.67

# 5N0

2018

73


1




74

1

1



2



3




4

5


6

2

1



2



3



3

4

5


6

1

1



100.00%

	40.00%	-1,533,379.32		22,162,885.94

3

	27,415	99,180	126,59	71,188		71,188	12,600	4,953,	17,553	713,26		713,26
	,046.7	,518.2	5,565.	,350.1		,350.1	,096.4	826.85	,923.3	0.15		0.15
	2	9	01	6		6	6		1			

		-3,833,448.	-3,833,448.	-3,659,021.		-759,336.8	-759,336.8	-37,287.37
		31	31	26		4	4	

4

5

2

1

2

3

1




				44.00%		

2

	/	/
	3,476,708.01	1,600,554.70
	28,050.36	
	3,504,758.37	1,600,554.70
	1,792,438.08	646,500.00
	1,792,438.08	646,500.00
	753,420.93	419,784.07
	47,826.16	47,826.16
--		
--		
--	47,826.16	47,826.16
	801,247.09	467,610.23
	8,712,090.73	
	758,265.58	-24,206.30
	758,265.58	-24,206.30

3

4

5

6

7

8

4

5

6

( )

1.

2.

2018 12 31

27.55% (2017 12 31 19.98%)

(1)

		1	1-2	2	
	69,755,230.24				69,755,230.24
	69,755,230.24				69,755,230.24

( )

		1	1-2	2	
	29,567,476.00				29,567,476.00
	1,108,287.66				1,108,287.66
	30,675,763.66				30,675,763.66

(2)

( )


( )

1.

2018 12 31

2.

2

3

4

	44%

5

1

/

		7,904,288.04	0.00

2

/

/

3

4

	133,000,000.00	2018 12 29	2019 12 29	
	10,000,000.00	2017 01 16	2020 01 16	

5

6

7

	2,645,353.32	2,450,200.00

8

6

1

		919,723.42	45,986.17		

2

7

8

1

	0.00
	718,125.00
	0.00

	2016 5 18 2,393,750 [ ] 48 12 36 30% 30% 40% 8.33 / [ ]

[ ] 2016 957,500 21.20 / 2017 6 8


957,500 2,393,750

21.20 / 8.33 /  
 2018 6 13

718,125

2018 6

2



4

5

1

2

1

2

3

1

	2018	10	8			
	2019	1	3			
			2019	2		
	2019	1	4			
			<2019			-
		>				
	500				A	
	20,239.3750	2.47%	2019	1	24	2019



2





	154,11 3,849.2 6	98.35 %	23,444, 375.57	15.21 %	130,66 9,473.6 9	155,9 98,32 4.51	100.00 %	22,935, 119.95	14.70%	133,063, 204.56
	2,591,5 20.00	1.65%	2,591,5 20.00	100.00 %						
	156,70 5,369.2 6	100.00 %	26,035, 895.57	16.61 %	130,66 9,473.6 9	155,9 98,32 4.51	100.00 %	22,935, 119.95	14.70%	133,063, 204.56

1			
1		109,137,096.84	5,456,854.84 5.00%
1 2		13,279,335.23	1,327,933.52 10.00%
2 3		7,112,721.21	2,133,816.36 30.00%
3 5		20,117,850.27	10,058,925.14 50.00%
5		4,466,845.71	4,466,845.71 100.00%
		154,113,849.26	23,444,375.57 15.21%

			(%)	
	2,591,520.00	2,591,520.00	100.00	
	2,591,520.00	2,591,520.00		

2)

3,100,775.62

0.00

3)

4)

		(%)	
ReSin Tech Inc	26,845,043.67	17.13	1,342,252.18
	5,829,540.70	3.72	291,477.04
	5,648,000.00	3.60	2,824,000.00
	5,590,500.00	3.57	279,525.00
	5,247,964.80	3.35	2,162,182.40
	49,161,049.17	31.37	6,899,436.62

5)

6)

**2**

		1,108,287.66
	363,304,673.65	85,506,922.34
	363,304,673.65	86,615,210.00

**1**

1)

		1,108,287.66
		1,108,287.66

2)

**2**

3

1)

	382,42 9,983.1 4	100.00 %	19,125, 309.49	5.00%	363,30 4,673.6 5	90,01 1,061 .55	100.00 %	4,504,1 39.21	5.00%	85,506,9 22.34
	382,42 9,983.1 4	100.00 %	19,125, 309.49	5.00%	363,30 4,673.6 5	90,01 1,061 .55	100.00 %	4,504,1 39.21	5.00%	85,506,9 22.34

1			
1	382,354,176.58	19,117,708.83	5.00%
1 2	75,706.56	7,570.66	10.00%
2 3	100.00	30.00	30.00%
3			
3 4			
4 5			
5			
	382,429,983.14	19,125,309.49	5.00%

2)

14,621,142.91

0.00

3)

4)

	380,329,672.21	88,592,278.21
	1,963,296.00	305,022.50
		1,000,000.00
	137,014.93	113,760.84
	382,429,983.14	90,011,061.55

5)

		274,109,672.21	1	71.68%	13,705,483.61
		53,220,000.00	1	13.92%	2,661,000.00
		53,000,000.00	1	13.86%	2,650,000.00
		1,430,000.00	1	0.37%	71,500.00
		120,000.00	1	0.03%	6,000.00
	--	381,879,672.21	--	99.86%	19,093,983.61

6)

7)

8)

3

	158,000,000.00		158,000,000.00	32,500,000.00		32,500,000.00
	801,247.09		801,247.09	467,610.23		467,610.23
	158,801,247.09		158,801,247.09	32,967,610.23		32,967,610.23

1

	20,000,000.00	82,000,000.00		102,000,000.00	
	12,000,000.00	24,000,000.00		36,000,000.00	
	500,000.00	19,500,000.00		20,000,000.00	
	32,500,000.00	125,500,000.00		158,000,000.00	

2

	467,610.23			333,636.86						801,247.09	
	467,610.23			333,636.86						801,247.09	
	467,610.23			333,636.86						801,247.09	

3

4

	533,374,720.14	371,317,794.36	385,278,945.06	236,157,897.37
	1,800,562.28	1,322,536.78	904,639.06	567,279.20
	535,175,282.42	372,640,331.14	386,183,584.12	236,725,176.57

5

--	--	--

	333,636.86	-10,650.77
	1,084,550.35	5,351,443.43
	1,418,187.21	5,340,792.66

6

1

	-6,344.90	
	3,345,662.89	
	1,218,029.83	
	-344,624.69	
	645,256.41	
	40,043.84	
	3,527,422.88	--

2

		/	/
	16.29%	0.71	0.71
	15.89%	0.69	0.69



---

--	--	--	--

**3**

**1**

**2**

**3**

**4**

2018

: